

Cribbing & Safety Products

BOSS

HYDRAULICS



table of contents



BOSS Hydraulics is proud to partner with the globally recognised expert in plastic cribbing technology: Turtle Plastics, who specialise in leading edge design and manufacture of cribbing products for all applications.

These cribbing products are specifically renowned for use in the rescue and emergency services sector – where safety is paramount and lives depend on quality cribbing equipment.

- Environmental, Health & Safety Principles..... 2
- Plastic Cribbing Essentials..... 3
- Visual Alert System for Workplace Safety Products..... 4
- Choosing the Right Tool for Repairs or Storage..... 5
- dura crib™ Product Line**..... 6
 - The Slab™ and The Half Slab™..... 7
 - Black Diamond Crib™ and Profile Crib™..... 8
 - Prime Crib™..... 9
 - Super Crib and Hybrid Crib..... 10
 - Lock Block™..... 11
- dura crib™ Accessories**..... 12
 - Protection Pads..... 13,14
 - Pad Kits..... 15
 - Wedges..... 16
 - Crib Toters..... 17
- dura stat™ Product Line**..... 18
 - Big Foot™ Loading Rizer..... 19
 - Rizers..... 20, 21
 - Hose Bridge™ and Accessories..... 22-24
 - Turtle Trax™..... 25
 - dura stat Engineered Blocking..... 26
 - Towing Accessories..... 27
 - Wheel Chocks..... 28
 - Coil Pads..... 29
- Heavy Equipment Kits**..... 30
 - Heavy Vehicle Lift Kits..... 31, 32
 - Detracking and Undercarriage Track Access Kits..... 33, 34
 - Hi-Rail and Rail Car Kits..... 35
 - Forklift Stabilization Kit R..... 36
 - Maintenance Bay Service Kit..... 37
- Innovative Life Safety Products**..... 38
 - Emergency Lifting Kits..... 39
 - Turtle Tube™..... 40
- Safety Flooring**..... 41
 - Modular Flooring..... 42, 43
 - Eyewash Station/Fire Box Station Matting..... 44
 - Warranty..... 45

EHS Environmental | Health | Safety



Our products are made from 100% recycled plastic. To complete the full sustainability component of recycling, we offer an end of product life take back program. This reduces landfill waste while increasing our customers return on investment.



Workforce health and welfare are at our forefront in product design. All of our products are washable, impervious to most common industrial chemicals and resistant to splintering. Ergonomic design is provided to deliver maximum worker comfort while using our products.



Our products are engineered with a repeatable and reliable formula providing superior performance which has been tested under lab conditions to ensure worker safety. We strive to create safety solutions for our customers through continuous product innovation.

Environmental Practices

-  Our products are made in the U.S.A. from **100% recycled** post industrial PVC, PET, LDPE and HDPE plastics.
-  We are centered on **environmental sustainability** at all levels throughout our company from our internal leadership to our value chain.
-  Our products support Corporate Social Responsibility initiatives while **increasing** our customers' return on investment.
-  in conjunction with our manufacturing partner, we offer a **take back program** for our products—reducing disposal and landfill costs and supporting zero waste
-  We **do not use wood** in any of our products. Our cribbing products are a solution to the historical use of wood in many industries including manufacturing, agriculture, fire/rescue, transportation, mining and heavy equipment.
-  Recycling is part of an **ethic of resource efficiency**—using products to their fullest potential. When a recycled material, rather than a raw material, is used to make a new product, natural resources and energy are conserved.
-  The results of using **recycled plastic** include cleaner air and water, less pollution, more forested land and open space, and reduced greenhouse gas emissions.




Why plastic stabilizing tools are essential for maintenance and repair safety.

Many types of materials are commonly stacked into a “cribbing” configuration and used in equipment repair, and often the crib stack is used in conjunction with other stabilization equipment, such as pneumatic or hydraulic shoring. Expressions such as “lift an inch, crib an inch” and “pack as you jack” are used to remind operators of the importance of cribbing to safely secure and protect the equipment and technician.

Historically wood has been used for cribbing or material storage. We know wood cribbing is not tested. Wood absorbs liquids and pathogens leading to a dangerous work environment.

Our line of dura crib and dura stat are a safer and eco-friendly solution to crib or block in many industries including agriculture, automotive, construction, mining, rail and transportation.



PLASTIC –VS– WOOD

ATTRIBUTE	PLASTIC	WOOD
Absorption	Zero	Everything
Splitting	Zero	Yes
Knots	None	Yes
Stability	Very	No
Warranty	50 Years	None
Lab Tested*	Yes	None
Stabilization Time	Very Fast	Slow
Environmentally Sound	Yes	Poor
P.S.I.*	Variable†	Variable
Consistency**	± 5%	0
Predictability**	± 5%	0

*Results of independent lab testing. Copies available.
 ** Manufacturer’s data.
 †Turtle Plastics profile cribbing tests at 800 P.S.I. on average.

Dura Crib - OSHA Safety Compliance
“When used correctly, dura crib brand of products can create a compliant and safer work environment by providing technicians who repair equipment with a proper ‘lock out tag out’ of stored energy. This type of hazardous energy is created when hoisted or jacked equipment is not given a secured platform. Wood cribbing does not interlock, is not tested and is subject to unseen degradation via environmental factors or absorption of fluids. All these factors create an unsafe and unpredictable work surface that cannot contain stored energy... Under 29 CFR 1910.147 LOTO, for stored energy not being controlled and ‘locked-out’ can also be used as the basis of a citation.”
 —Angelique Bracer, COHC, SHS



Visual Labeling Can Save Your Life

Our cribbing range is leading the way in workplace safety by labeling our composite dura crib brand tools to identify Working Load Limit with color coded lanyards and safety identification tags. No more guessing on the strength of a crib block. In fact, we reference our dura crib brand products as tools because of their strength and reliability in getting a job done. Our dura crib tools are independently lab tested.

Working Load Limit

Pounds Per Square Inch

Turtle Plastics Product Name

Website Link for Safety Data Sheet

WLL: 110,000 kg@25° C
WLL: 242,508 lbs@77° F
PSI: 865

PRODUCT NAME: THE SLAB™


TECHNICAL DATA: <http://turtleplastics.com/technical-data-request/>
DANGER: NO POINT SOURCE LOADING OR ALTERING OF PRODUCT
Made in the U.S.A.

TURTLE PLASTICS™
 THE RECYCLED PLASTICS COMPANY
 1-800-756-6635

Color Coded Lanyard

Safety ID Tag

The Slab (Part #S612-24)

 What kind of labeling does your wood have?

Choose the right tool for repairs or storage.

dura crib  **dura stat**™
Re:engineered Plastic Cribbing, Blocking & Stabilization Tools

REPAIRS



dura crib

(Multiple Layer Application)

Engineered interlocking composite plastic cribbing has raised pyramid and blocking profiles designed for multiple layer applications. Offered in a variety of Working Load Limits and sizes.

ACTIVE LOAD



Use **dura crib** tools for **multiple layers** during repairs.

STORAGE




dura stat

(Single Layer Application)

Engineered smooth surface composite block designed for single layer applications. Sizes range from a 2"x2" profile up to a 6"x8" profile. Lengths up to 12'.

STATIC LOAD



Use **dura stat** tools for **single layer** application such as outdoor storage of materials.

dura crib interlocking cribbing is recommended for any stabilization above a single layer. Always refer to your training resources for stabilization specifications. Use **dura stat** for **single layer applications only**.



Always avoid point source load with **dura crib** and **dura stat**.
DO NOT MIX DURA CRIB AND DURA STAT CRIBBING TOGETHER OR WITH WOOD ANYTIME.

dura crib

dura crib product line



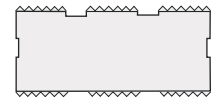
The Slab & The Half Slab

the slab

- Our largest heavy duty block.
- Used in heavy equipment repair, surface mining, industrial, heavy rail, and aerospace facilities.
- Pyramid design on two sides securely locks.
- Rapid stacking and instant stabilization.
- Lanyard on both sides of the block.
- Complete crib kits available with this block. Kits section starts on page 30.



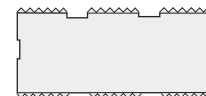

The S Series line of dura crib brand tools are designed as slabs to create an incredibly strong, stable and versatile large surface area platform for stabilizing equipment.



6" x 12" x 24"

Orange lanyard indicates Heavy Working Load Limit.

Part #	Product Name	Dimensions	Wgt	WLL
S612-24	The Slab	6" x 12" x 24"	24.9 kg./55 lbs.	110,000 kg./242,508 lbs.
S612-12	The Half Slab	6" x 12" x 12"	12.02 kg./26.5 lbs.	55,000 kg./121,254 lbs.



6" x 12" x 12"

Orange lanyard indicates Heavy Working Load Limit.

the half slab

- Half the size of The Slab in a molded one-piece block.
- A heavy duty crib for smaller spaces.
- Used in surface mining, industrial, heavy rail, heavy equipment, construction, transportation, automotive and aerospace facilities.
- Pyramid design on two sides securely locks.
- Lanyards on both sides of the block.
- Complete crib kits available with this block. See page 30.



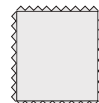
Black Diamond Crib

black diamond crib

- A gem of a workhorse in our dura crib line.
- Creates a completely interlocking base.
- Your first choice whenever a tall box crib configuration is needed.
- Pyramid design on all four sides securely lock.
- Heavy duty construction.
- Multiple industry use.
- Lanyard on two sides of block.



The D Series line of dura crib brand tools feature interlocking pyramids on all four sides.




6"x 7"

Orange lanyard indicates Heavy Working Load Limit.

little black diamond crib

- Smaller cousin of the Black Diamond Crib.
- Use to stabilize smaller equipment.
- Included in the IBSR for forklift repairs. Kits section starts on page 30.




6"x 7"

Yellow lanyard indicates Light Working Load Limit.

Profile Crib

profile crib

- Smaller cousin of the Black Diamond Crib is ideal for limited spaces.
- Pyramid design on all four sides securely lock.
- Used in HVAC, industrial, transportation and light rail applications.
- Lanyard on one side of block.



4"x 4"

Orange lanyard indicates Heavy Working Load Limit.

Part #	Product Name	Dimensions	Wgt	WLL
67HDC-30	Black Diamond Crib	6" x 7" x 30"	18.14 kg./40 lbs.	71,600 kg./157,850 lbs.
67HDC-10	Little Black Diamond Crib	6" x 7" x 10"	7.25 kg./16 lbs.	23,700 kg./52,249 lbs.
44HDC-30	Profile Crib	4" x 4" x 30"	7.71 kg./17 lbs.	50,800 kg./111,994 lbs.



Prime Crib

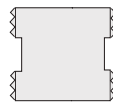
OUR MOST POPULAR STABILIZING CRIB!

prime crib

- Two working surfaces in one block.
- Locking “lincoln log” style sides allow for additional stability and multiple stacking configurations.
- Versatile, affordable blocking solution.
- Used in heavy equipment, construction, transportation, rail and surface mining.
- Lanyard on two sides of block.
- Complete crib kits available with this block. See page 30.



Slip-resistant pyramid locking surface creates a strong, more stable base than wood.



6" x 7"

Orange lanyard indicates Heavy Working Load Limit.

The G Series line of dura crib tools has a slip-resistant pyramid locking surface combined with locking “lincoln log” style sides creates a secure and more stable crib stack than wood.

Part #	Product Name	Dimensions	Wgt	WLL
67PC-24	Prime Crib	6" x 7" x 24"	12.24 kg./27 lbs.	58,800 kg./129,631 lbs.



Unsafe repair environment using wood cribbing.



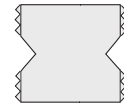

Safe, stabilized crib stack using dura crib.



Super Crib

super crib

- Most popular medium duty block.
- Pyramid design securely locks.
- Locking “lincoln log” style sides allow for additional stability and multiple stacking configurations.
- For use in light industrial, automotive and facility management.
- Lanyard on both sides of block.
- Kits section starts on page 30.



6" x 7"

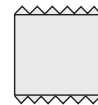

Blue lanyard indicates Medium Working Load Limit.

Part #	Product Name	Dimensions	Wgt	WLL
67SC-24	Super Crib	6" x 7" x 24"	10.43 kg./ 23 lbs.	49,900 kg./ 110,010 lbs.

Hybrid Crib

hybrid crib

- The new standard in light application cribbing/blocking.
- Two surfaces in one crib.
- Pyramid design securely locks.
- Locking “lincoln log” style sides allow for additional stability and multiple stacking configurations.
- For use in light industrial, automotive and facility management.
- Lanyard on one side of block.



4" x 4"

Yellow lanyard indicates Light Working Load Limit.




Part #	Product Name	Dimensions	Wgt	WLL
44PL-18	Hybrid Crib	4" x 4" x 18"	2.72 kg./6 lbs.	20,500 kg./45,194 lbs.



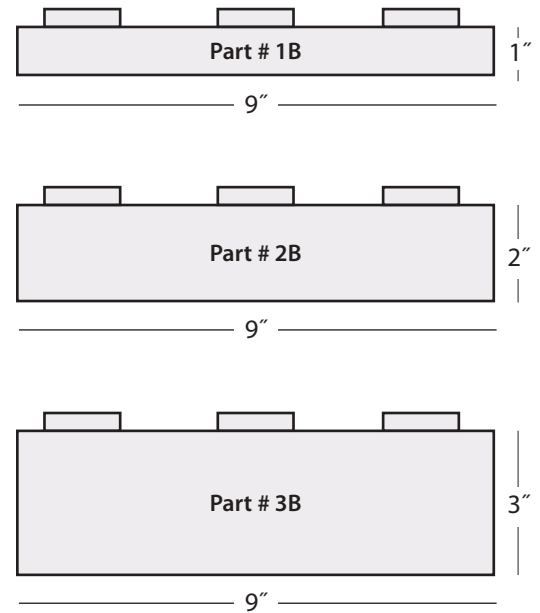
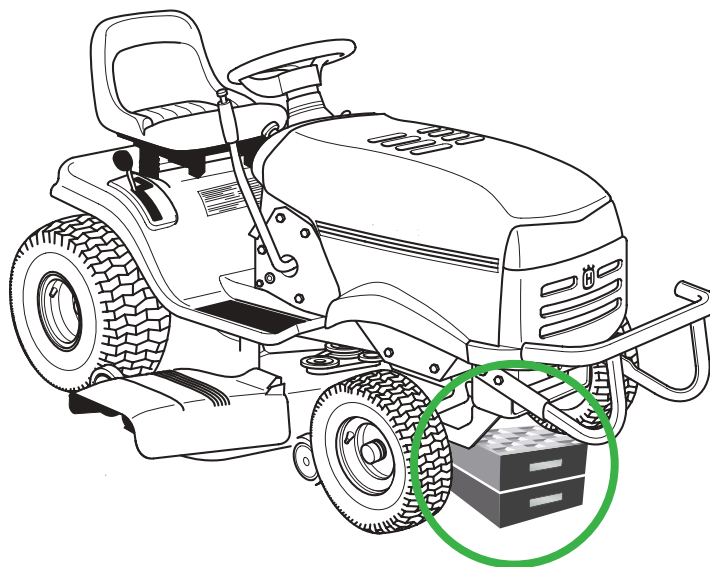
Lock Block

Turtle lock block

- Create a stable platform on many surfaces.
- Versatile stackable blocks.
- Unique square peg surfaces interlock with each other.
- Available in three sizes.
- For light duty applications in auto repair shops, light duty trucks and trailers.



Part #	Product Name	Dimensions	Wgt	WLL
1B	Turtle Lock Block	9" x 9" x 1"	1.36 kg./3 lbs.	31,000 kg./68,343 lbs.
2B	Turtle Lock Block	9" x 9" x 2"	2.26 kg./5 lbs.	31,000 kg./68,343 lbs.
3B	Turtle Lock Block	9" x 9" x 3"	3.17 kg./7 lbs.	31,000 kg./68,343 lbs.



dura crib accessories



Protection Pads

Use the right pad for the job.

prime crib stack pad

- Stabilizing plate created specifically for use on a Prime Crib stack (Part #67PC-24).
- Distributes weight over crib stack to best support lifting operations.
- Helps reduce risk of point source load failures.
- 2" x 24" x 24".
- Cushioned lanyard.

New!



Prime Crib Stack Pad
(Part #PCP24)



slab pad and half slab pad

- Stabilizing plate created specifically for The Slab (Part # S612-24) and The Half Slab (Part #S612-12).
- Distributes weight over heavy duty crib stacks, for use with the S Series line.
- Helps reduce risk of point source load failures.
- Two size options: 2" x 12" x 12, or 2" x 12" x 24".
- Cushioned lanyard.

New!



Slab Pad (Part #SP24)

single prime/super crib pad

- Stabilizing plate created especially for the Super Crib (Part #67SC-24) and the Prime Crib (Part #67PC-24).
- For use with an individual crib (not stack).
- 1" x 6" x 24".
- Helps reduce risk of point source load failures.
- Cushioned lanyard.

New!



PSP24 Single Prime/
Super Crib Pad
(Part #PSP24)

New!



Half Slab Pad (Part #SP12)

single hybrid crib pad

- Stabilizing plate created especially for the Hybrid Crib (44PL-18)
- Helps reduce risk of point source load failures.
- 1" x 4" x 18".
- Cushioned lanyard.

New!



PSP18 Single Hybrid Crib Pad
(Part #PSP18)

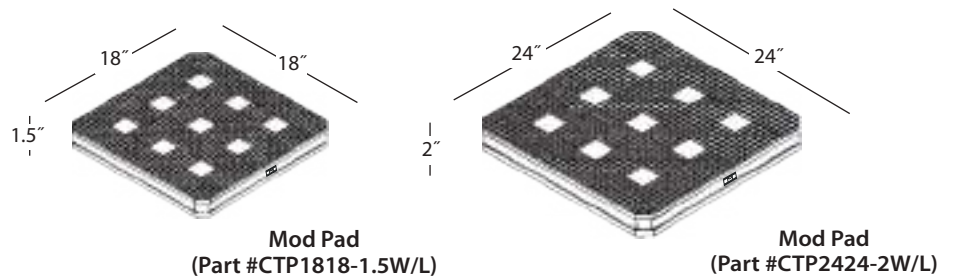
Part #	Product Name	Dimensions	Wgt	WLL
PCP24	Prime Crib Stack Pad	2" x 24" x 24"	18.14 kg/40 lbs.	3,000 PSI
SP12	Half Slab Pad	2" x 12" x 12"	2.72 kg./6 lbs.	3,000 PSI
SP24	Slab Pad	2" x 12" x 24"	5.44 kg./12 lbs.	3,000 PSI
PSP24	Single Prime/Super Crib Pad	1" x 6" x 24"	2.27 kg./5 lbs.	3,000 PSI
PSP18	Single Hybrid Crib Pad	1" x 4" x 18"	1.133 kg./2.5 lbs.	3,000 PSI



Protection Pads


mod pad

- Multi-use interlocking stabilizing plate for top and bottom of G Series crib stacks.
- Use on top of crib stack to provide a level, uniform top, and on bottom of crib stack, with wedges, to achieve optimum level. See page 15 for kit.
- Use under an air lifting bag. See page 15 for kit.
- Built-in level.
- Two sizes: 18" x 18", or 24" x 24".
- Patented design*.



jack pad

- Stabilizing plate created to distribute weight while support lifting/jacking operations.
- Helps reduce risk of point source load failure.
- Cushioned lanyard.



top bag pad

- Flexible rubber plate used to protect lifting airbags from unseen objects.

Part #	Product Name	Dimensions	Wgt	WLL
CTP1818 -1.5W/L	Mod Pad	18" x 18" x 1.5"	6.80 kg./15 lbs.	54,431 kg./120,000 lbs.
CTP2424 -2W/L	Mod Pad	24" x 24" x 2"	17.23 kg./38 lbs.	102,058 kg./225,000 lbs.
JP	Jack Pad	2" x 10" x 10"	3.17 kg./7 lbs.	3,000 PSI
TBP	Top Bag Pad	18" x 18"	5.89 kg./13 lbs.	N/A

*ModPad™ U.S. Pat. No. D804,768



mod pad application kits

- Mod Pad Application Kits, for light duty applications in auto repair shops, light duty trucks, trailers.

- Ideal for repairs on light duty vehicles, and for construction sites and outdoor maintenance.
- Five kits available for different height and weight lifting requirements.
- Provides extra stability on uneven surfaces.

light duty modpad kits

Part #	Product Name	Included Components	Total Kit Wgt
MODPAD-9-S	9" Box Crib Kit	(2) Mod Pad CTP1818-1.5W/L (3) Hybrid Crib (2) Wedge 4/4-20	25.40 kg./56 lbs.
MODPAD-21-S	21" Box Crib Kit	(2) Mod Pad CTP1818-1.5W/L (18) Hybrid Crib (2) Wedge 4/4-20	41.73 kg./92 lbs.
MODPAD-57-S	57" Box Crib Kit	(2) Mod Pad CTP1818-1.5W/L (27) Hybrid Crib (2) Wedge 4/4-20	131.54 kg./200 lbs.

medium duty modpad kits

Part #	Product Name	Included Components	Total Kit Wgt
MODPAD-10M	10" Box Crib Kit	(2) Mod Pad CTP2424-2W/L (3) Super Crib (2) Wedge 6/7-24	76.66 kg./169 lbs.
MODPAD-28-M	28" Box Crib Kit	(2) Mod Pad CTP2424-2W/L (12) Super Crib (2) Wedge 6/7-24	170.55 kg./376 lbs.

mod pad lifting bag kit

- Use only under an air lifting bag for smaller lifting bag protection.

- For light duty applications in auto repair shops, light duty trucks, trailers.
- Provides extra protection for lifting bags in outdoor settings.

lifting bag kit

Part #	Product Name	Included Components	Total Kit Wgt
MODPAD-10-TBP	ModPad Lifting Bag Kit	(2) Mod Pad CTP2424-2W/L (3) Super Crib (2) Wedge 6/7-24 (1) Top Bag Pad	61.69 kg./136 lbs.

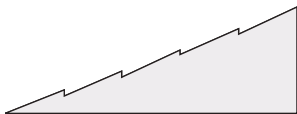

*Mod Pad™ U.S. Pat. No. D804,768

Wedges

stepped wedges

- 3" high stepped top surface slopes downward for improved grip.
- Convenient lanyard optional.

Part #	Dimensions	Wgt
3W	3" x 8.5"	0.68 kg./1.5 lbs.
6W	6" x 8.5"	1.36 kg./3 lbs.
12W	12" x 8.5"	2.72 kg./6 lbs.
24W	24" x 8.5"	5.44 kg./12 lbs.



door wedges

- Smooth surface.

Part #	Dimensions	Wgt
2/4-12	2" x 4" x 12"	0.68 kg./1.5 lbs.
1.5W	1.5" x 8.5"	0.34 kg./0.75 lbs.
3W	3" x 8.5"	0.68 kg./1.5 lbs.

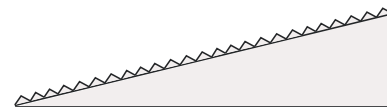


New!

pyramid face wedges

- Dura crib interlocking surface offers aggressive contact with vehicle or underlayment for secure anchoring or leveling.
- Pyramid wedge can be placed either up or down. Works great with D or G Series.
- Convenient lanyard.

Part #	Dimensions	Wgt
4/4-PDU	4" x 4" x 18"	1.58 kg./3.5 lbs.
6/7-PDU	6" x 7" x 24"	12.24 kg./27 lbs.



standard wedges

- Convenient lanyard.
- Smooth surface.

Part #	Dimensions	Wgt
2/4-12	2" x 4" x 12"	0.68 kg./1.5 lbs.
4/4-20	4" x 4" x 20"	1.81 kg./4 lbs.
6/7-24	6" x 7" x 24"	5.44 kg./12 lbs.





crib toter kit

- Keeps Hybrid Crib (44PL-18) organized; carry 9 per toter.
- Ergonomic features reduce injuries.
- Ideal for transportation, mobile service units.
- Fits easily in utility carts, golf carts, utility vans.
- Weather-resistant nylon bag.

ERGONOMICALLY FRIENDLY!




Part #	Product Name	Total Kit Wgt
CT44PL-18	Crib Toter Kit (2) Toters, plus (18) Hybrid Crib	58.06 kg./128 lbs.
CT	Crib Toter Only	.45 kg./1 lb.

Stand up straight and see where you're going! It's easier on your back (and safer) to carry two equal loads at your sides.

dura stat product line



Big Foot Loading Rizer



Big Foot (Part #RZ-BF2-1)



Big Foot (Part #RZ-BF4-1)



Big Foot (Part #RZ-BF3-1)

big foot loading rizer

- Ideal for loading low-boy track vehicles.
- Portable and durable heavy duty construction with a 45° angle grade.
- For use in mining, utilities and road construction.
- Three stock sizes to choose from.
- Custom sizes also available.
- Padded lanyards.
- Kits section starts on page 30.



Part #	Product Name	Dimensions	Wgt
RZ-BF2-1	Big Foot	8" x 16 ¹ / ₂ " x 24"	24.49 kg./54 lbs.
RZ-BF3-1	Big Foot	8" x 20 ³ / ₄ " x 24"	36.74 kg./81 lbs.
RZ-BF4-1	Big Foot	8" x 13 ³ / ₈ " x 24"	48.98 kg./108 lbs.

*NF - No Feet Optional

Rizers



Rizer (Part #RZ-44-1-10°)



Rizer (Part #RZ-86-2-30°)


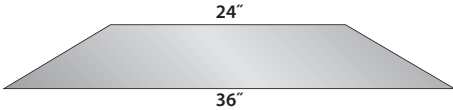
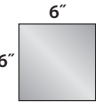
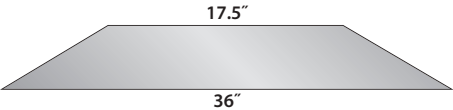
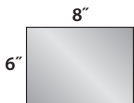
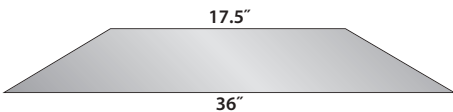
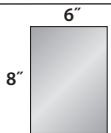
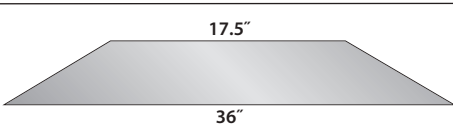

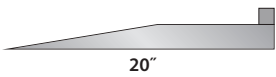

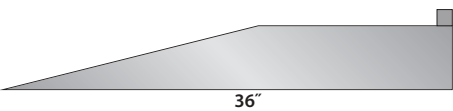
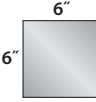
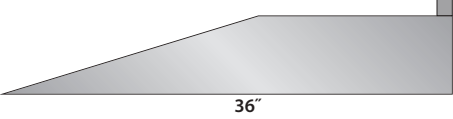
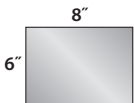
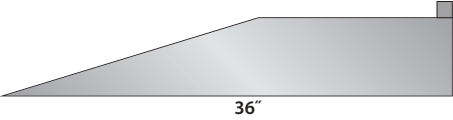
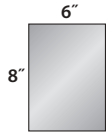
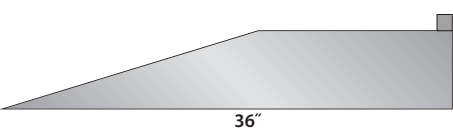

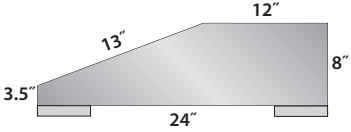

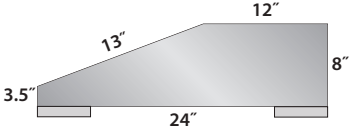
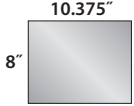
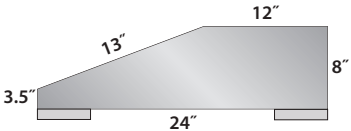


Stockpicker Rizer (Part #RZ-17-1-10°)


rizers

- Indispensable ramp safety systems for track vehicles, forklifts, lo-boys, auto transport, vehicle inspection.
- Inexpensive repair tool for indoor/outdoor use.
- Over a dozen sizes to choose from.
- Ergonomically designed, durable and portable.
- Lighter weight than steel ramps.
- Customizable options include lanyards and slip-resistant bottoms and ramps.
- Kits section starts on page 30.



Part #	Profile	Side View	Wgt
RZ-44-2-30°			6.35 kg./14 lbs.
RZ-66-2-30°			13.60 kg./30 lbs.
RZ-68-2-30°			20.41 kg./45 lbs.
RZ-86-2-30°			20.41 kg./45 lbs.
RZ-17-1-10° Stockpicker Rizer			2.25 kg./5 lbs. Standard with slip-resistant bottom
RZ-44-1-10°			5.44 kg./12 lbs.
RZ-66-1-10°			13.60 kg./30 lbs.
RZ-68-1-10°			20.41 kg./45 lbs.
RZ-86-1-10°			20.41 kg./45 lbs.
RZ-BF2-1			24.49 kg./54 lbs. Optional without feet Part # RZ-BF2-1-NF
RZ-BF3-1			36.74 kg./81 lbs. Optional without feet Part # RZ-BF3-1-NF
RZ-BF4-1			48.98 kg./108 lbs. Optional without feet Part # RZ-BF4-1-NF

Options: Lanyard | Slip-Resistant Bottom | Slip-Resistant Ramp



standard hose bridge

For utilities (water, electrical, phone), in-plant use (welding cables, electrical conduit, water, steam, hydraulic, air lines), construction sites, municipal sidewalk repair.

- Creates a temporary safe passage for driving over hoses.
- Openings: accepts 5", 4" and 3" O.D.
- Low angle profile.
- Supports up to 14,000 lbs. per axle.
- Each component weighs only 60 lbs.
- Easy to assemble.
- Accessories sold separately.
- Patented design.



Standard Hose Bridge (Part # HBS68) (4 piece kit)

Part #	Product Name	Dimensions*	Wgt
HBS	Hose Bridge Set	70" x 49" x 6¾"	108.86 kg./ 240 lbs. (total)

*assembled



Hose Bridge Extender
(Part # HBS-E237-24) (2 piece set)

hose bridge extender

Lengthen the distance between ramps for optimum vehicle clearance. Works with standard and super hose bridge.

Part #	Product Name	Dimensions	Wgt
HBS-E237-24	Hose Bridge Extender	279/16" x 231/8" x 6¾"	27.21 kg./60 lbs.



Super Hose Bridge



Super Hose Bridge (Part # HBS68) (6 piece kit)

super hose bridge

- Creates a temporary safe passage for driving over hoses.
- Larger hose openings than our Standard Hose Bridge.
- Wide ramps for easy access.
- Available with yellow reflective striping and side reflectors.
- Patented design.
- Useful for roadways, parking lots, paved highways and pool areas.
- Openings: accepts 6", 8" and 10" O.D.
- 6 piece kit.
- Puzzle piece shapes.
- 14,000 lbs. per axle load capacity.


Part #	Product Name	Dimensions	Wgt
HBS68	Super Hose Bridge	126" x 24½" x 12¼"	244.94 kg./ 540 lbs. (total)

Hose Bridge Accessories



pedestrian hose bridge

- Reduce trip hazards by creating a temporary pedestrian bridge anywhere.
- One person can carry and assemble.
- Open grid grit top for dry, slip-resistant footing.
- Available as a half bridge model for curb access and optional holes for securing bridge to the ground.
- Compatible with our Standard Hose Bridge. Not available for Super Hose Bridge.



Part #	Product Name	Wgt
HBS-1/2S	Half Bridge	27.21 kg./60 lbs.
HBS-1/2	(2) Half Bridges for curb ramps	54.42 kg./120 lbs.
WSHBS	Grit Top Walking Surface	5.89 kg./13 lbs.
PB-R	Single Handrail	6.12 kg./13.5 lbs.

Turtle Trax

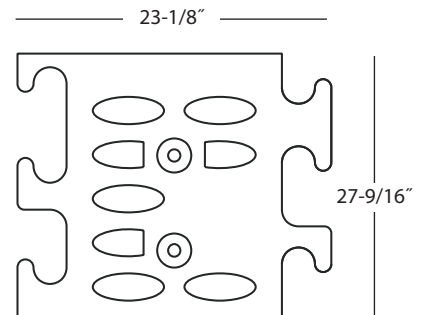


*http://turtleplastics.com/wp-content/uploads/TURTLE-TRAX_MP4.mp4

turtle trax

- Portable modular rail crossing system provides safe crossing for most types of vehicles during rail repair.
- Durable, ergonomic modules.
- Quick and easy on-site assembly.*
- Patented design.

There's no need to have local law enforcement on hand to redirect traffic or close crossings for repairs. From start to finish, TurtleTrax installs in less than two minutes, using either sledge or air hammer. Puzzle design locks the multiple pieces securely in place.



Turtle Trax (Part # TT-237-27)

Part #	Product Name	Dimensions	Wgt
TT-237-27	Turtle Trax	27 ⁹ / ₁₆ " x 23 ¹ / ₈ " x 6 ³ / ₄ "	29.48 kg./65 lbs.

*Lag bolts not included.

Dura Stat Engineered Blocking

CREOSOTE FREE

dura stat

- Composite re-engineered plastic.
- Smooth profile on all four sides.
- Replaces metal framing and wood timbers for storing raw materials.
- Superior performance to railroad timber profiles.
- Significant return on investment.
- For single layer indoor/outdoor storage.
- Ideal alternative to wood on tractor trailers during material transportation.
- Easy to clean, won't rot, split or absorb moisture.
- Customized configurations to meet your indoor/outdoor storage criteria.
- All lumber sizes are nominal and weights are approximate.



Single layer application only.

non-stackable square blocking

Part # & Dimensions	Wgt
2" x 2" x 6'	2.72 kg./6 lbs.
2" x 2" x 12'	5.44 kg./12 lbs.
4" x 4" x 6'	14.06 kg./31 lbs.
4" x 4" x 8'	18.59 kg./41 lbs.
4" x 4" x 12'	27.66 kg./61 lbs.



Ideal spacers for easy forklift access.

non-stackable rectangular blocking

Part # & Dimensions	Wgt
2" x 3" x 6'	4.53 kg./10 lbs.
2" x 3" x 12'	8.61 kg./19 lbs.
2" x 4" x 6'	5.89 kg./13 lbs.
2" x 4" x 8'	8.16 kg./18 lbs.
2" x 4" x 12'	11.79 kg./26 lbs.
2" x 6" x 6'	9.07 kg./20 lbs.
2" x 6" x 8'	11.79 kg./26 lbs.
2" x 6" x 12'	17.69 kg./39 lbs.
2" x 8" x 6'	11.79 kg./26 lbs.
2" x 8" x 8'	15.42 kg./34 lbs.
2" x 8" x 12'	23.13 kg./51 lbs.
2" x 10" x 6'	16.32 kg./36 lbs.
2" x 10" x 8'	21.11 kg./48 lbs.
2" x 10" x 12'	32.65 kg./72 lbs.
3" x 4" x 6'	9.63 kg./21 lbs.
3" x 4" x 8'	12.70 kg./28 lbs.
3" x 4" x 12'	19.05 kg./42 lbs.
3" x 10" x 6'	26.30 kg./58 lbs.
3" x 10" x 8'	34.47 kg./76 lbs.
3" x 10" x 12'	52.16 kg./115 lbs.
4" x 6" x 12'	35.83 kg./79 lbs.
6" x 6" x 8'	35.83 kg./79 lbs.
6" x 8" x 8'	49.89 kg./110 lbs.

Towing Accessories



Tire Skate
(Part # TS-1W)



Tire Skate
(Part # TS-2W)



Tire Skate
(Part # TS-4W)

towing accessories

- Tire skates in three sizes with lanyards.
- Rollover stick with lanyard.

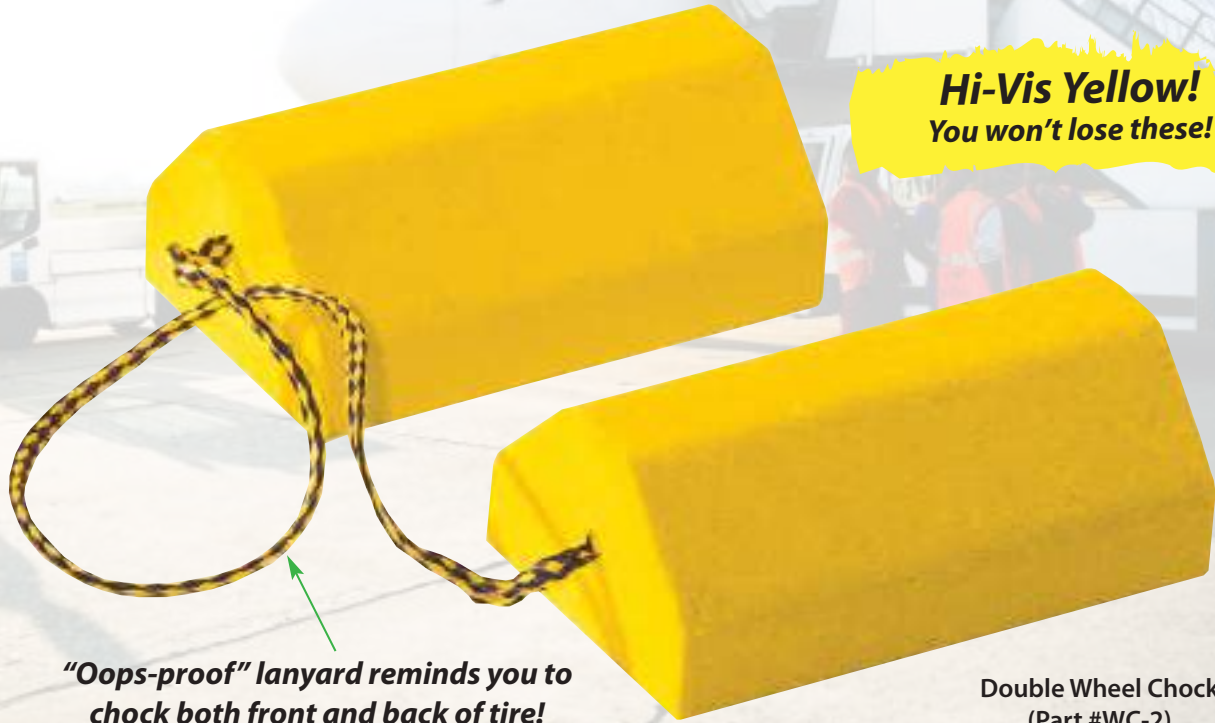
Part #	Product Name	Dimensions	Wgt
TS-1W	Tire Skate	17 1/4" x 31 1/4" x 4"	1.36 kg./3 lbs.
TS-2W	Tire Skate	17 1/4" x 61 1/2" x 4"	2.72 kg./6 lbs.
TS-4W	Tire Skate	17 1/4" x 13" x 4"	5.44 kg./12 lbs.
44-48PS	Rollover Stick	4" x 4" x 48"	8.16 kg./18 lbs.



Rollover Stick (Part # 44-48PS)



Wheel Chocks



wheel chocks

- Prevents accidental movement onto workers.
- Use at both front and back of tire for extra security.
- Used in aerospace, transportation, rolling equipment repair.
- Very affordable.
- Kits section starts on page 30.

Part #	Product Name	Dimensions	Wgt
WC-1	Single Wheel Chock	9 1/2" L x 5 7/8" W x 3 5/8" H	2.72 kg/.6 lbs.
WC-2	Double Wheel Chock	9 1/2" L x 5 7/8" W x 3 5/8" H	5.44 kg/.12 lbs.

Bottom grit surface available.



Coil Pads



coil pads

- Protects valuable material from wet floors and from rolling.
- Single layer application.
- Facilitates material handling.
- May be used indoor or outdoor.
- Used in steel, textile, and transportation industries.

Single layer application only. Do not stack!



Standard Coil Pad
(Part # CP-4 or Part #CP-5)

standard coil pads

Part #	Product Name	Wgt
CP-4	Standard Coil Pad 4'	9.07 kg./20 lbs.
CP-5	Standard Coil Pad 5'	11.33 kg./25 lbs.

Length 4' or 5' • Width 12" • Height 3 1/2"




Coil Pad
(Part #SSCP)


large coil pads

Part #	Product Name	Wgt
SSCP	Coil Pad	31.29 kg./69 lbs.
SSCP-RS	Coil Pad, Reflective Stripe	31.29 kg./69 lbs.
SSCP-RS-EC	Coil Pad, Hi-Visibility End Caps	31.29 kg./69 lbs.

Length 7 1/4" • Width 17" • Height 3 1/2"
For tapered drain channel, add "TDC".



Coil Pad
(Part #SSCP-RS)



Coil Pad
(Part #SSCP-RS-EC)

Heavy Equipment Kits

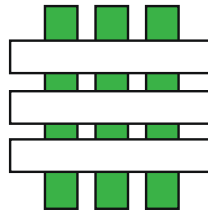


Heavy Equipment Lift Kits

Our heavy equipment kits are designed to take the guesswork out of quantities to ensure complete stabilization platforms for many applications including maintenance and repairs both in the shop or in the field.

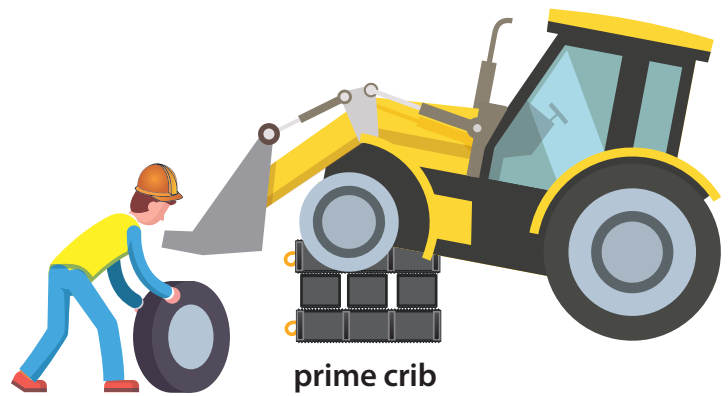
IMPORTANT: Consider heights, load, and task when choosing the correct kit (or combination of kits) for your job site.

9-Point Box Crib / 3 X 3



How high do you need to lift?

Army Corps of Engineers says, "Limit height to 3 times width." The 9-Point Box Crib is the safest and best practice for crib stacking.



1/4 Lift Applications. Vehicle repair requirements:
Lift one quadrant of vehicle using cribbing. (Example: If vehicle weight is 20,000 lbs., one quadrant = 5,000 lbs.)

1/4, 1/2 and full lift kits

Part #	Product Name	Description	Included Components	Total Kit Wgt
HELKG1	Heavy Equipment Lift Kit Prime 1	1/4 Lift/1 Stack 6' Height	(36) Prime Crib (2) 6/7-PDU-24 Wedge	465.38 kg./1,026 lbs.
HELKG2	Heavy Equipment Lift Kit Prime 2	1/2 Lift/2 Stacks 6' Height	(72) Prime Crib (4) 6/7-PDU-24 Wedge	930.77 kg./2,052 lbs.
HELKG4	Heavy Equipment Lift Kit Prime 4	Full Lift/4 Stacks 6' Height	(144) Prime Crib (8) 6/7-PDU-24 Wedge	1,861.54 kg./4,104 lbs.
HELKD1	Heavy Equipment Lift Kit 1	1/4 Lift/1 Stack 7.5' Height	(45) Black Diamond Crib (3) 6/7-PDU-24 Wedge	893.12 kg./1,969 lbs.
HELKD2	Heavy Equipment Lift Kit 2	1/2 Lift/2 Stacks 7.5' Height	(90) Black Diamond Crib (6) 6/7-PDU-24 Wedge	1,786.24 kg./3,938 lbs.
HELKD4	Heavy Equipment Lift Kit 4	Full Lift/4 Stacks 7.5' Height	(180) Black Diamond Crib (12) 6/7-PDU-24 Wedge	3,554.35 kg./7,836 lbs.

Our Prime Crib Stack Pad (Part #PCP24) is a recommended add-on for the HELK Kits.

Super Heavy Duty Lift or Detracking Kits

Full Lift

super heavy duty lift or detracking kits

- Comprehensive kit provides the recommended quantity to safely conduct lift of heavy equipment.
- dura crib interlocking surface offers aggressive contact with vehicle or underlayment for secure anchoring or leveling.
- Pyramid Face Wedge can be placed either up or down.
- Convenient lanyards.

**IF YOU REPAIR HEAVY MACHINERY,
YOU NEED THESE KITS**



Hey, you.

Yes you. We know you're still using wood blocking.

Why not switch to something that's affordable, **safer** than wood, doesn't rot, split, or absorb harmful pathogens?

As a plus, you'll be doing the environment a favor.



What kind of labeling does your wood have?

super heavy duty lift or detracking kits

Part #	Product Name	Description	Included Components	Total Kit Wgt
HELKS1	Heavy Equipment Lift Kit Slab 1	1/4 Lift/1 Stack 6' Height	(12) The Slab (2) 6/7-PDU-24 Wedge	323.86 kg./714 lbs.
HELKS2	Heavy Equipment Lift Kit Slab 2	1/2 Lift/2 Stacks 6' Height	(24) The Slab (4) 6/7-PDU-24 Wedge	647.72 kg./1,428 lbs.
HELKS4	Heavy Equipment Lift Kit Slab 4	Full Lift/4 Stacks 6' Height	(48) The Slab (8) 6/7-PDU-24 Wedge	1,295.46 kg./2,856 lbs.

Our Slab Pad (Part #SP24) is a recommended add-on for the HELKS Kits.



The Slab
(Part #S612-24)



Pyramid Face Wedge
(Part #6/7-PDU-24)

Detracking Kits

For Track Loaders
With Rippers



detracking kits

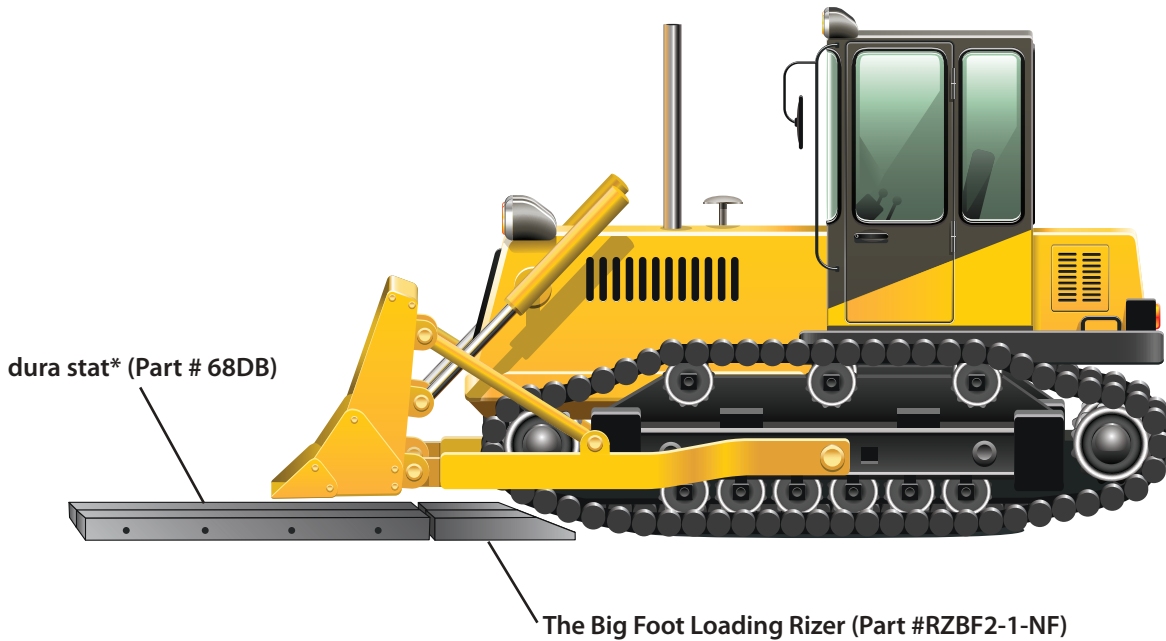
Part #	Product Name	Included Components	Total Kit Wgt
SRDK	Single Ripper Detracking Kit	(1) The Slab (1) The Half Slab	35.58 kg./78 lbs.
TRDK	Triple Ripper Detracking Kit	(3) The Slab (3) The Half Slab	124.28 kg./274 lbs.

Our Slab Pad (Part #SP24 and Part #SP12) is a recommended add-on for the Detracking Kits.



Undercarriage Track Access Kit

For Low Clearance Tracked Vehicles



undercarriage track access kit

Part #	Product Name	Included Components	Total Kit Wgt
UTA-Small	Undercarriage Track Access Kit	(2) 6" x 8" x 8' dura stat* (1) The Big Foot Loading Rizer	99.79 kg./220 lbs. 23.58 kg./52 lbs.

*Two 8' dura stat bolted together.

Hi-Rail & Rail Car Kits



hi-rail & rail car kits

- Cribbing and wedges bring outrigger pad to grade on sloped surfaces.
- Cribs interlock for superior stability.
- Product training available.
- Create anywhere from 0-12" high stack.

Part #	Product Name	Description	Included Components	Total Kit Wgt
RR-67S24-A	Railroad Stabilization Kit A	0-12" Height 1 Stack 2 Layers	(9) Super Crib (4) Super Wedge (2) 36" Leetonia Bar (2) 60" Leetonia Bar	147.41 kg./325 lbs.
RR-67S24-B	Railroad Stabilization Kit B	0-12" Height 2 Stacks 2 Layers	(18) Super Crib (8) Super Wedge (4) 36" Leetonia Bar (4) 60" Leetonia Bar	294.83 kg./650 lbs.

Forklift Stabilization Kit R

forklift stabilization kit R

- Creates a safer repair environment for technicians.
- Keeps forklift and service truck stable during repairs.
- Combines both dura crib and dura stat components.
- Contains two true 4"x4"x 22" and 4"x4"x48" composite components for masthead repair.
- Handy carrying bag makes kit mobile.

New Components!



Forklift Stabilization Kit (Part #IBSR)



Choose either (2) Stockpicker Rizers with standard non-slip bottom or (2) 2B Turtle Lock Blocks when you buy IBSR kit.*



Stockpicker Rizer (Part # RZ-17-1-10°)



Turtle Lock Block (Part # 2B)

forklift stabilization kit R

Part #	Product Name	Included Components	Total Kit Wgt
IBSR	Forklift Stabilization Kit R	(2) Wheel Chocks (2) Bessey Clamp (2) Little Black Diamond Crib (2) 4" x 4" x 48" (true) dura stat (2) 4" x 4" x 22" (true) dura stat (1) Carrying Bag *(2) Accessory Parts	103.41 kg./228 lbs.

NOTE: This revised kit replaces our original IBSA Kit. And now it's even *more* affordable.

NOTE: Please check with your industrial owners manual for application stabilization requirements during repairs.

Maintenance Bay Service Kit



New!

Maintenance Bay Service Kit
(Part #MBS)

maintenance bay service kit

Part #	Product Name	Included Components	Total Kit Wgt
MBS	Maintenance Bay Service Kit	(4) Double Wheel Chocks (2) Medium Step Chock (6) The Slab (4) The Half Slab (12) Prime Crib (1) Forklift Stabilization Kit R	571.52 kg./1,260 lbs.

*Includes your choice of (2) Stockpicker Rizers or (2) 2B Turtle Lock Blocks as described on page 36.

innovative life safety products

environmental

rescue

health

community

safety

quick response

customers

Emergency Lifting Kit (ELK)

Created for industry rescue by Turtle Plastics and Paratech® and sold exclusively through our select authorized distributors. Call for details.

Equipment entrapment remains a worldwide challenge for employers, EMS and rescue personnel. Even with emergency stop devices or equipment guards, injuries to workers may be dramatic and life threatening. For example, a situation may occur due to the extraordinary weight of an overturned piece of equipment on a worker or the challenge may be due to the worksite being located in a remote or narrowly confined area.

Lifting during entrapment is a critical component in life saving techniques. The Emergency Lift Kit

is designed to offer on-site personnel a comprehensive all-in-one mobile deployment package. These kits are versatile and can be used both indoors and outdoors. Professional training in lifting techniques is provided by Paratech with each kit.

Kit components include Paratech’s revolutionary Air Lifting Bag system to quickly lift most heavy equipment off an entrapped worker. Additionally, Turtle Plastics dura crib brand composite cribbing is included to safely stabilize the overturned equipment. Portable air, supply lines and a heavy duty rolling container provide mobility.

emergency lifting kits

Emergency Lifting Kits include Turtle Plastics dura crib components made of 100% recycled plastic with aggressive pyramid interlocking surfaces and the Air Lifting Bag system from Paratech.

Complimentary training provided by Paratech is included with each unit.

Part #	Product Name	Included Components
ELK 1	Emergency Lift Kit	(18) Prime Crib 67PC-24 (4) Super Wedge 6/7-24 (2) SlabPad SP24 (1) Top Bag Pad (1) Paratech MULTIFORCE Bag, plus lift bag cables and accessories (1) Portable Job Box



Part #	Product Name	Included Components
MELK	Mobile Emergency Lift Kit	(9) Hybrid Crib (1) ModPad CTP1818-1.5W/L (1) Top Bag Pad (1) Crib Toter (1) Paratech KPI 17 Bag, plus lift bag cables and accessories (1) Portable Job Box

The Turtle Tube

 **SEE VIDEO**

http://turtleplastics.com/wp-content/uploads/GrainBinRescueTube_Rev-1.mp4



Why wait until you need one?

"Over the past 50 years, more than 900 cases of grain engulfment have been reported, and the fatality rate is 62%."

Read the full story by the Nebraska Corn Board as it appears on the Nebraska Farmer website.



the turtle tube grain bin rescue sleeve

At Turtle Plastics, we feel that even just one silo accident is too many. We believe that The Turtle Tube is the best rescue sleeve available today.

- Developed specifically for use in grain handling at food processing plants, breweries, elevators and grain transport vehicles.
- Designed, developed, tested and built by farmers and firefighters, working together to better save lives.
- Rapid deployment.
- One-piece construction.
- 15" storage diameter.
- Carrying bag included.
- Weighs only 18 lbs.
- Priced well below competitors.
- Training available.
- Patented design*



Carrying Bag

Part #	Product Name	Wgt
TUTU-1	The Turtle Tube	8.16 kg./18 lbs.

*The Turtle Tube™ U.S. Pat. No. D809,210

Safety Flooring





15 Colors Available

One tile does it all.

Modular Tiles

turtle tiles

- Turtle Tiles are 12"x12" interlocking modular tiles that are 1/2" or 3/4" and are made of 100% recycled PVC.
- The original interlocking modular tile.
- Provides maximum drainage of fluids.
- Creates a safe, protective barrier for workers.
- Ergonomically designed to reduce worker fatigue.
- Allows air circulation to keep floors and tiles dry.
- Used for walking paths, standing on assembly lines, heavy use such as forklift areas.
- Resistant to many industrial chemicals.
- Hygienic, no odor.
- 1/2" Black Tile used for compartment lining for trucks and buckets.

turtle tiles

Part #	Product Name	Dimensions	Wgt
1212	Standard Tile	12"x12"x3/4"	0.74 kg./1.65 lbs.
1212-C	Color	12"x12"x3/4"	0.74 kg./1.65 lbs.
1212-H	Hard	12"x12"x3/4"	0.74 kg./1.65 lbs.
1212-SS	Super Soft Black	12"x12"x3/4"	0.74 kg./1.65 lbs.
1212-S-SS	Solid Super Soft	12"x12"x3/4"	0.74 kg./1.65 lbs.
1212-G	Grit Top	12"x12"x3/4"	0.81 kg./1.8 lbs.
1212-S	Solid Surface	12"x12"x3/4"	0.90 kg./2 lbs.
1212-1/2	1/2" Black Tile	12"x12"x1/2"	0.61 kg./1.35 lbs.

standard ramps 2 1/2"

Part #	Product Name	Dimensions	Wgt
AM/AF	Male/Female Edge Black	12"x2 1/2"x3/4"	0.22 kg./0.5 lbs.
AM-C/AF-C	Male/Female Edge Color	12"x2 1/2"x3/4"	0.22 kg./0.5 lbs.
BM/BF	Male/Female Corner Black	14"x2 1/2"x3/4"	0.22 kg./0.5 lbs.
BM-C/BF-C	Male/Female Corner Color	14"x2 1/2"x3/4"	0.22 kg./0.5 lbs.



Standard Tile
Part # 1212

wide ramps 6"

Part #	Product Name	Dimensions	Wgt
612M/F	Male/Female Edge Black	12"x6"x3/4"	0.45 kg./1 lb.
612M-C/F-C	Male/Female Edge Color	12"x6"x3/4"	0.45 kg./1 lb.
612C	Universal Corner Black	6"x6"x3/4"	0.22 kg./0.5 lbs.
612C-C	Universal Corner Color	6"x6"x3/4"	0.22 kg./0.5 lbs.

- G-add for Grit
- GS-add for Grit Stripe



Ramps

Call us for our full line of Turtle Tiles.

WE TAKE BACK OUR TILES AT END-OF-LIFE. **ZERO WASTE**

Custom Modular Flooring



SHOP AREA (BEFORE)



SHOP AREA (AFTER)

- Customized solutions for your environmental, health and safety needs.
- Build Your Own Configurations are customizable for irregularly-shaped areas.
- Custom sizes, 15 colors and different surfaces are available.
- Great for industrial facilities, locker rooms, machine shops, workout rooms.

- Completely modular slip-resistant and hygienic 12" x 12" x 3/4" thick modular tiles connect to each other on all sides to form a safe and secure surface.
- We can help you choose quantities based on your specific configuration.
- Please call 1-800-756-6635 for customized configurations .

personal comfort stations

Pre-assembled Personal Comfort Stations relieve fatigue and stress during prolonged standing periods, and are shipped ready to use right out of the box. Ramps on three sides (stapled or sonic weld).



Part #	Product Name	Dimensions	Wgt
PCS 2x2	Personal Comfort Station	2'x2'	4.53 kg./10 lbs.
PCS 2x3	Personal Comfort Station	2'x3'	6.35 kg./14 lbs.
PCS 2x4	Personal Comfort Station	2'x4'	8.16 kg./18 lbs.
PCS 2x5	Personal Comfort Station	2'x5'	9.52 kg./21 lbs.
PCS 2x7	Personal Comfort Station	2'x7'	13.15 kg./29 lbs.
PCS 3x4	Personal Comfort Station	3'x4'	10.88 kg./24 lbs.
PCS 3x5	Personal Comfort Station	3'x5'	104.42 kg./30 lbs.
PCS 3x7	Personal Comfort Station	3'x7'	18.59 kg./41 lbs.
PCS 3x9	Personal Comfort Station	3'x9'	23.58 kg./52 lbs.

Personal Comfort Stations come standard with 2½" wide black and yellow alternating ramps on 3 sides.

Eyewash Station/Fire Box Station Matting

Slip-resistant flooring around eyewash stations, drenching shower areas and fire boxes in safety colors: Safety Green, High-Vis Yellow, High-Vis Orange, and Safety Red. Optional "KEEP CLEAR" lettering available. Grit tiles and ramps also available.

eyewash station/fire box station matting

- Turtle Tiles bright mat colors make stations easier to locate.
- Standard Turtle Tiles are 12" x 12" and 3/4" thick.
- Standard sizes: 2'x2', 3'x3', 4'x4', 5'x5', 6'x6', 8'x8', 10'x10'.
- Custom pre-assembled matting in any size available.
- Ramps available in standard yellow, black or grit stripe.
- Our matting is made with our quality Turtle Tiles.
- Custom configurations available.
- Call for part numbers based on configuration.

custom sizes



Part # EWC-23



Part # EWC-24

ANSI Z358., Section 7.4.2; B5 states that workers should be able to identify eyewash/drench hose location with highly visible signs and that the area around eyewash/drench hose unit shall be well-lit.



Turtle Plastics Limited Warranty On dura crib and dura stat

1. Turtle Plastics (hereinafter "Company") warrants to the original purchaser at retail of its Products (hereinafter "Product") that:
 - A. For five (5) years from the date of the original purchase at retail, Company will provide a replacement Product for any Product that breaks for any reason other than obvious abuse or damage due to misapplication or improper installation.
 - B. For ten (10) years from the date of the original purchase at retail, Company will provide a replacement on any Product that is sagging for any reason other than damage due to misapplication or improper installation.
 - C. For fifty (50) years from the date of the original purchase at retail, Company will provide a replacement Product for any Product that becomes defective as a result of rot, termite infestation or corrosion.
 - D. A Product shall be deemed broken or defective when it lacks the capacity to perform the primary function for which it was manufactured.
2. TO OBTAIN PERFORMANCE UNDER THIS WARRANTY, the original purchaser at retail must return the broken or defective Product to Company postage paid, with a copy of the invoice documenting the date of purchase. Any Product returned for replacement under this warranty must be clearly marked with a "warranty return authorization code", which the original purchaser at retail may obtain from Company. Company will ship a replacement Product to the original purchaser at retail, postage due, within ten (10) days of receiving the broken or defective Product. Company reserves the right to challenge any warranty claim for failures resulting from obvious abuse or damage due to misapplication or improper installation.
3. ANY EXPRESS WARRANTY NOT PROVIDED HEREIN, AND ANY REMEDY FOR BREACH OF CONTRACT WHICH BUT FOR THIS PROVISION MIGHT ARISE BY IMPLICATION OF OPERATION OF LAW, IS HEREBY EXCLUDED AND DISCLAIMED. THIS SALE IS MADE ON THE EXPRESS UNDERSTANDING THAT THERE IS NO IMPLIED WARRANTY THAT ANY PRODUCT SHALL BE FIT FOR ANY PARTICULAR PURPOSE OR AN IMPLIED WARRANTY THAT ANY GOODS SHALL BE MERCHANTABLE. THE ORIGINAL PURCHASER AT RETAIL ACKNOWLEDGES THAT SAID PURCHASER IS NOT RELYING ON COMPANY'S SKILL AND JUDGEMENT TO SELECT OR FURNISH GOODS SUITABLE FOR ANY PARTICULAR USE.
4. UNDER NO CIRCUMSTANCES SHALL COMPANY BE LIABLE TO THE ORIGINAL PURCHASER AT RETAIL OR ANY OTHER PERSON FOR ANY SPECIAL OR CONSEQUENTIAL DAMAGES, WHETHER ARISING OUT OF BREACH OF WARRANTY, BREACH OF CONTRACT, OR OTHERWISE. COMPANY SHALL IN NO EVENT BE LIABLE FOR ANY BREACH OF WARRANTY IN AN AMOUNT EXCEEDING THE PURCHASE PRICE OF ANY PRODUCT.
5. COMPANY SHALL IN NO EVENT BE BOUND BY ANY STATEMENT OR REPRESENTATION AS TO THE QUALITY OR PERFORMANCE OF ANY PRODUCT, OTHER THAN AS CONTAINED IN THIS WARRANTY. TURTLE PLASTICS DOES NOT GUARANTEE THE ACCURACY OR COMPLETENESS OF ANY INFORMATION CONTAINED HEREIN AND IT IS THE CUSTOMER'S RESPONSIBILITY TO CONDUCT ITS OWN DETERMINATION REGARDING THE SUITABILITY OF SPECIFIC PRODUCTS FOR ANY GIVEN APPLICATION.
6. ANY ALTERATION OF THE ORIGINAL MANUFACTURER'S PRODUCT THAT IMPACTS PERFORMANCE OF THE PRODUCT OR ALTERS ORIGINAL QUALITY AND WORKMANSHIP OF THE PRODUCT WILL VOID THE WARRANTY.

Turtle Plastics Limited Warranty on Tile Products:

- ½" and ¾" Turtle Tile - 1212 (black and color)
- ¾" Super Soft Turtle Tile - 1212SS (black and color)
- ¾" Ultra Soft Turtle Tile - 1212US (black)
- ¾" Solid Surface Turtle Tile - 1212S (black and color)
- ¾" Solid Super Soft Turtle Tile - 1212-S-SS (black and color)
- Ramps - AM/AF

A. WARRANTY DETAILS:

The materials and workmanship used in the construction of the Turtle Tile products above are backed by a five- year warranty under normal work place conditions.

If the purchaser discovers a defect in the materials or workmanship of a Turtle Tile modular tile, Turtle Plastics will, at its own discretion, either:

- i) repair the nonconforming product,
- ii) replace the product with the same or substantially similar product, or
- iii) reimburse the buyer for the purchase price of the nonconforming product based on the expected useful life of the product.

Turtle Plastics reserves the right to inspect the non-conforming tile(s) before repairing, replacing or reimbursing the buyer. Therefore, at the preference of Turtle Plastics., the tile(s) must be returned or available for on-site inspection. Modifying, coating or installing the tile(s) may void the warranty. The decision to void this warranty will be made at the sole discretion of Turtle Plastics. To the maximum extent permitted by law, Turtle Plastics' liability shall not exceed the purchase price of the product; Turtle Plastics shall not be liable for any incidental, consequential, special, and indirect or punitive damages (including without limitation, damages from lost business, profits or goodwill).

THE USER MUST BE FAMILIAR WITH THE U.S. ARMY CORP OF ENGINEERS GUIDE AND ONLY THE END USER CAN DETERMINE LOAD CAPACITY. ANY BENDING, DEFLECTION, SAGGING, BULGING OR DEFORMITY WILL NECESSITATE ADDITIONAL CRIBS. As the use of our products under user's conditions are beyond our control, no warranty, expressed or implied, including but not limited to, merchantability or fitness for a particular use, is made concerning our products. **DISCLAIMER:** Under no circumstances shall company be liable to the original purchaser at retail or any other person for any special or consequential damages, whether arising out of breach of warranty, breach of contract, or otherwise. Company shall in no event be liable for any breach of warranty in an amount exceeding the purchase price of any product, nor will company be bound by any statement or representation to the quality or performance of any product.

Safety First



Turtle Plastics' products are proudly entrusted by leading industrial and rescue trainers. Every year, we provide support to university training facilities, fire academies and extraction teams throughout the USA. Our extensive line of dura crib and dura stat tools provide multi-use industry applications ranging from single machine stabilization to urban search and rescue operations.

Experienced training instructors recognize the many benefits of dura crib and dura stat over the historical use of wood in stabilization applications.

The feedback provided by those in the field using our products along with our lab testing and continued innovation has helped us bring to you a premium product designed with your safety in mind.

We stay on top of our industry by keeping you safe in yours.



*"no wood"
safety zone*

distributed by:



BOSS
HYDRAULICS

*a division of
PT Hydraulics Australia*

*19 Ricketts Rd
Mt Waverley VIC 3149*

CONTACT US: 1300 BOSS HYD

www.bosshydraulics.com.au